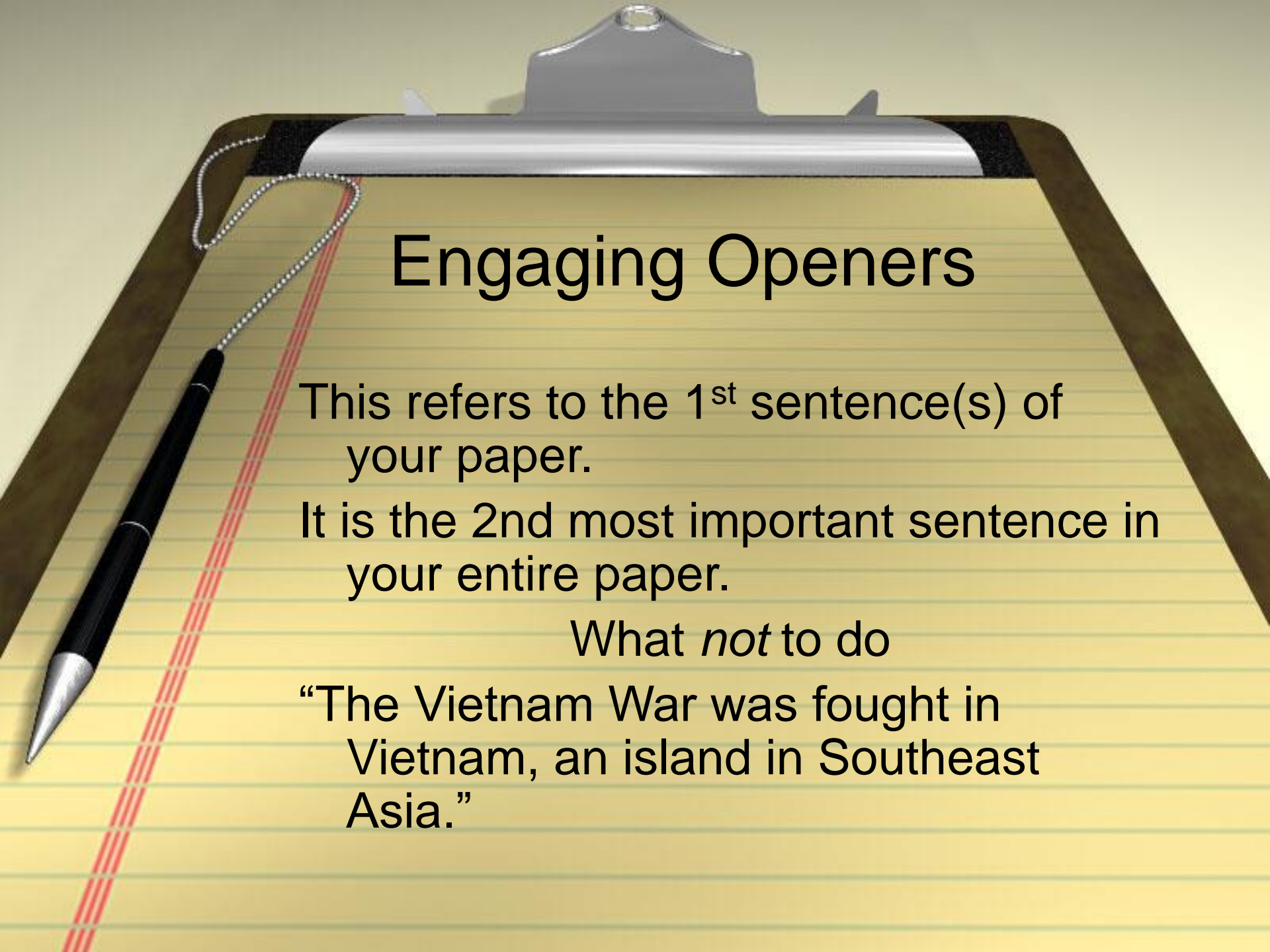


# Research Paper Mini-lessons



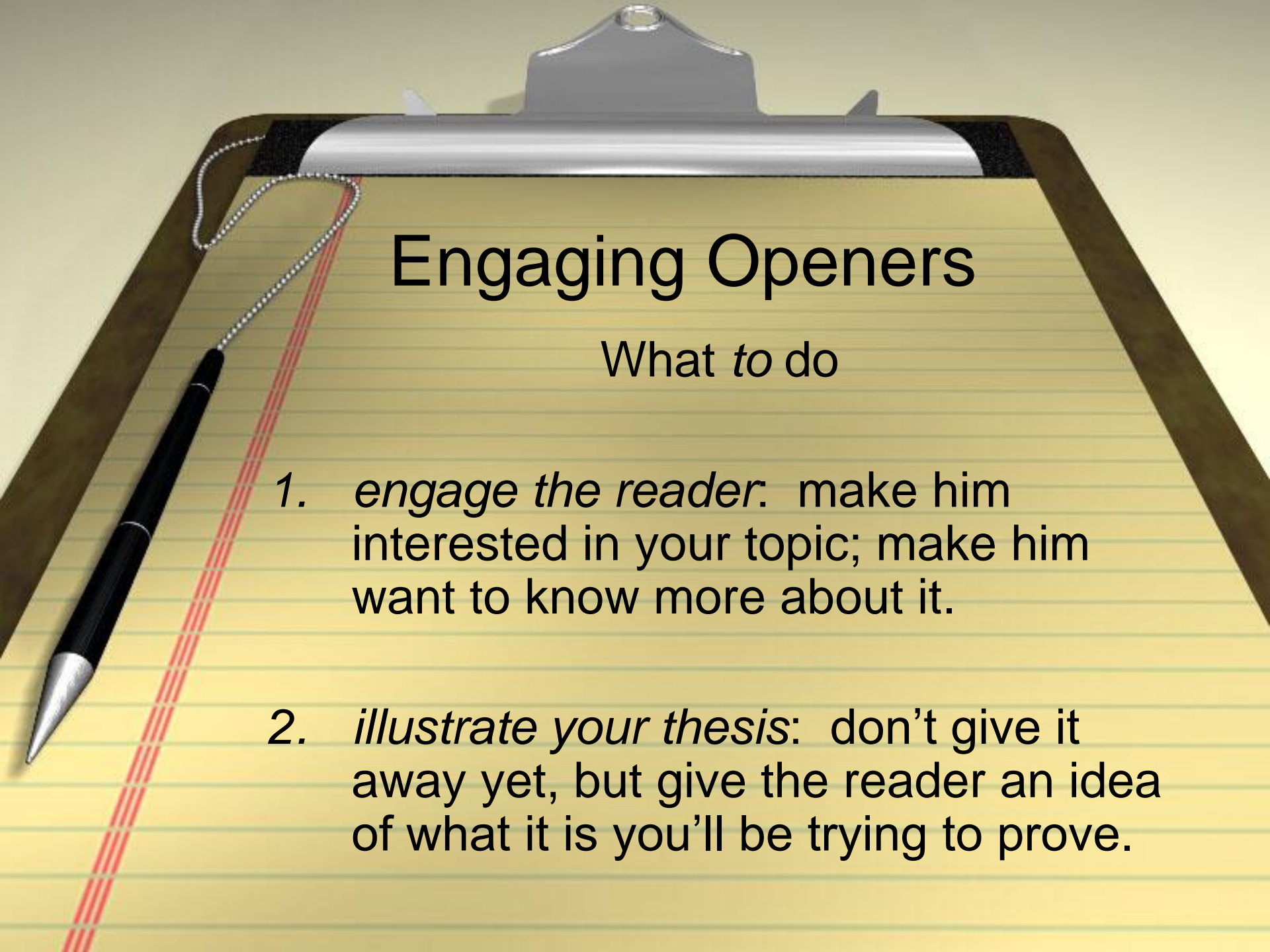
# Engaging Openers

This refers to the 1<sup>st</sup> sentence(s) of your paper.

It is the 2nd most important sentence in your entire paper.

What *not* to do

“The Vietnam War was fought in Vietnam, an island in Southeast Asia.”



# Engaging Openers

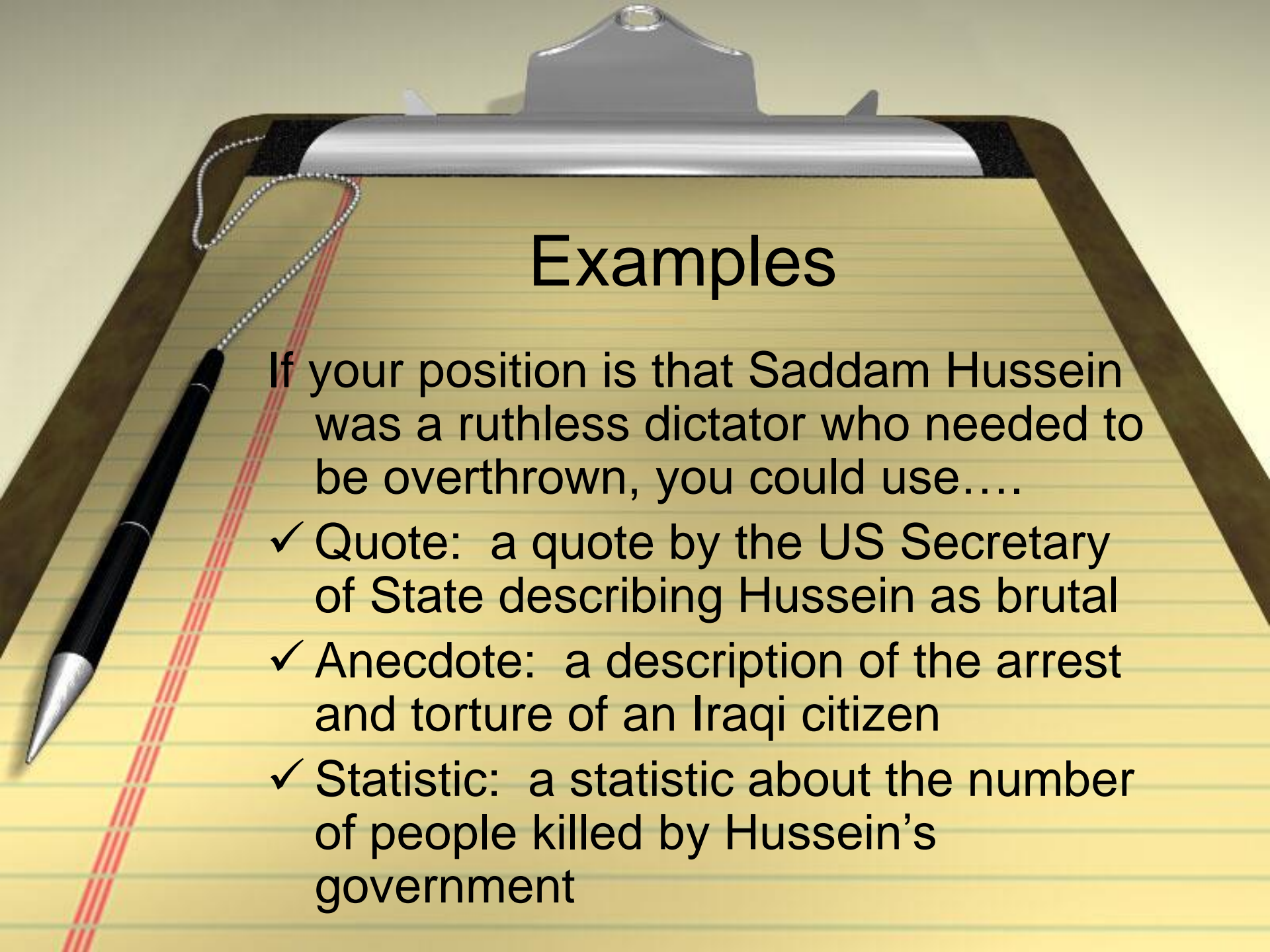
What *to do*

1. *engage the reader*: make him interested in your topic; make him want to know more about it.
2. *illustrate your thesis*: don't give it away yet, but give the reader an idea of what it is you'll be trying to prove.

# How to write an engaging opener

## 3 Options

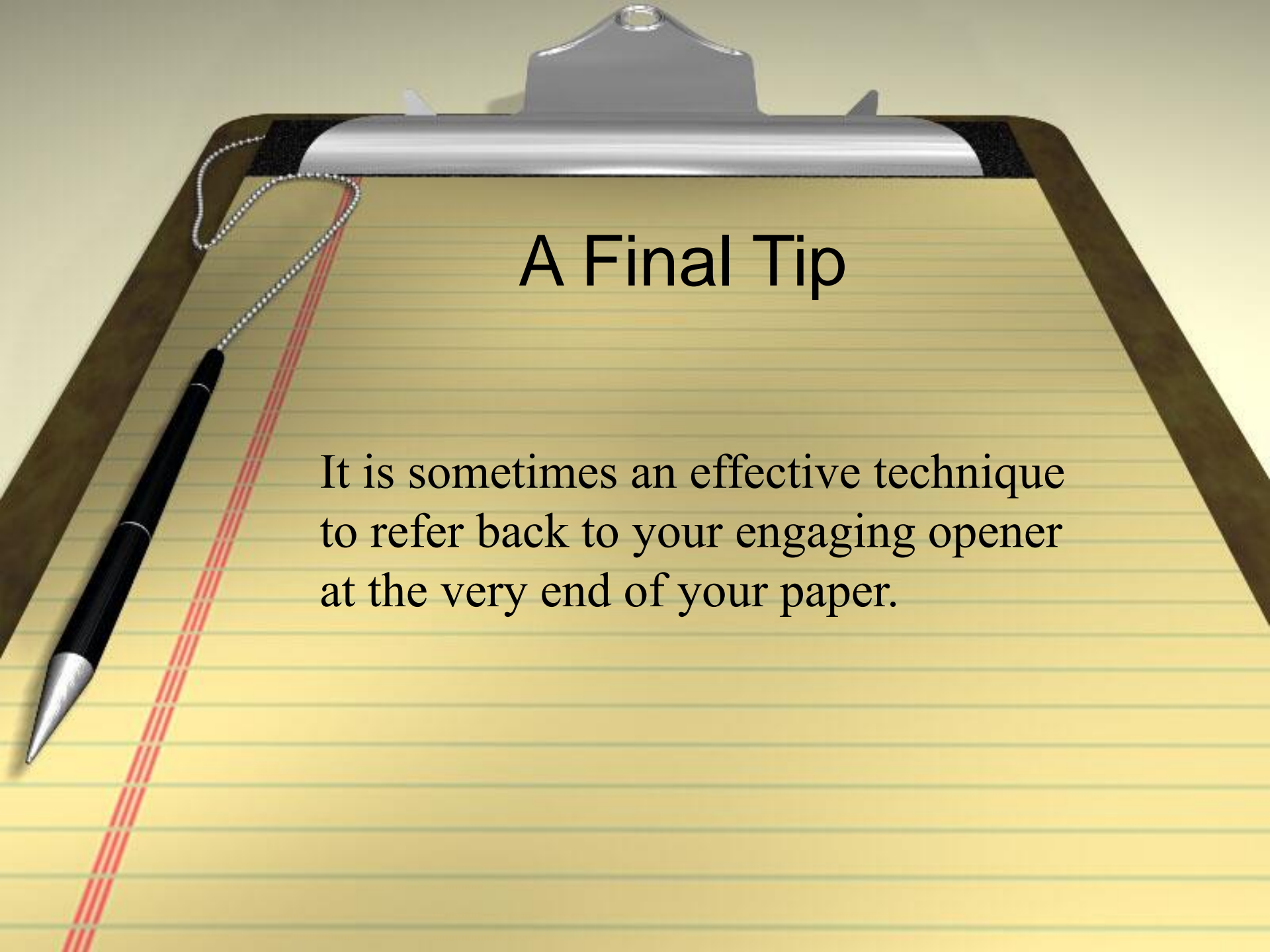
1. Quote
  - Could be by an author of one of your sources / expert on the topic
  - Could be by a famous person (historical or otherwise)
  - Could be a well-known saying
    - ✓ (Search *Bartlett's Familiar Quotations*)
2. Anecdote
  - A short story about a real person or event
3. Startling Statistic
  - A number-based fact that is surprising because of how big or small it is



# Examples

If your position is that Saddam Hussein was a ruthless dictator who needed to be overthrown, you could use....

- ✓ Quote: a quote by the US Secretary of State describing Hussein as brutal
- ✓ Anecdote: a description of the arrest and torture of an Iraqi citizen
- ✓ Statistic: a statistic about the number of people killed by Hussein's government



## A Final Tip

It is sometimes an effective technique to refer back to your engaging opener at the very end of your paper.



# Concession Statements

- ✓ Part of your Intro
- ✓ Goes before or at the beginning of your thesis
- ✓ The purpose of a concession statement is to acknowledge that the *topic is complex* and that there are *multiple possible positions/answers to the question*.

# What's the Difference?



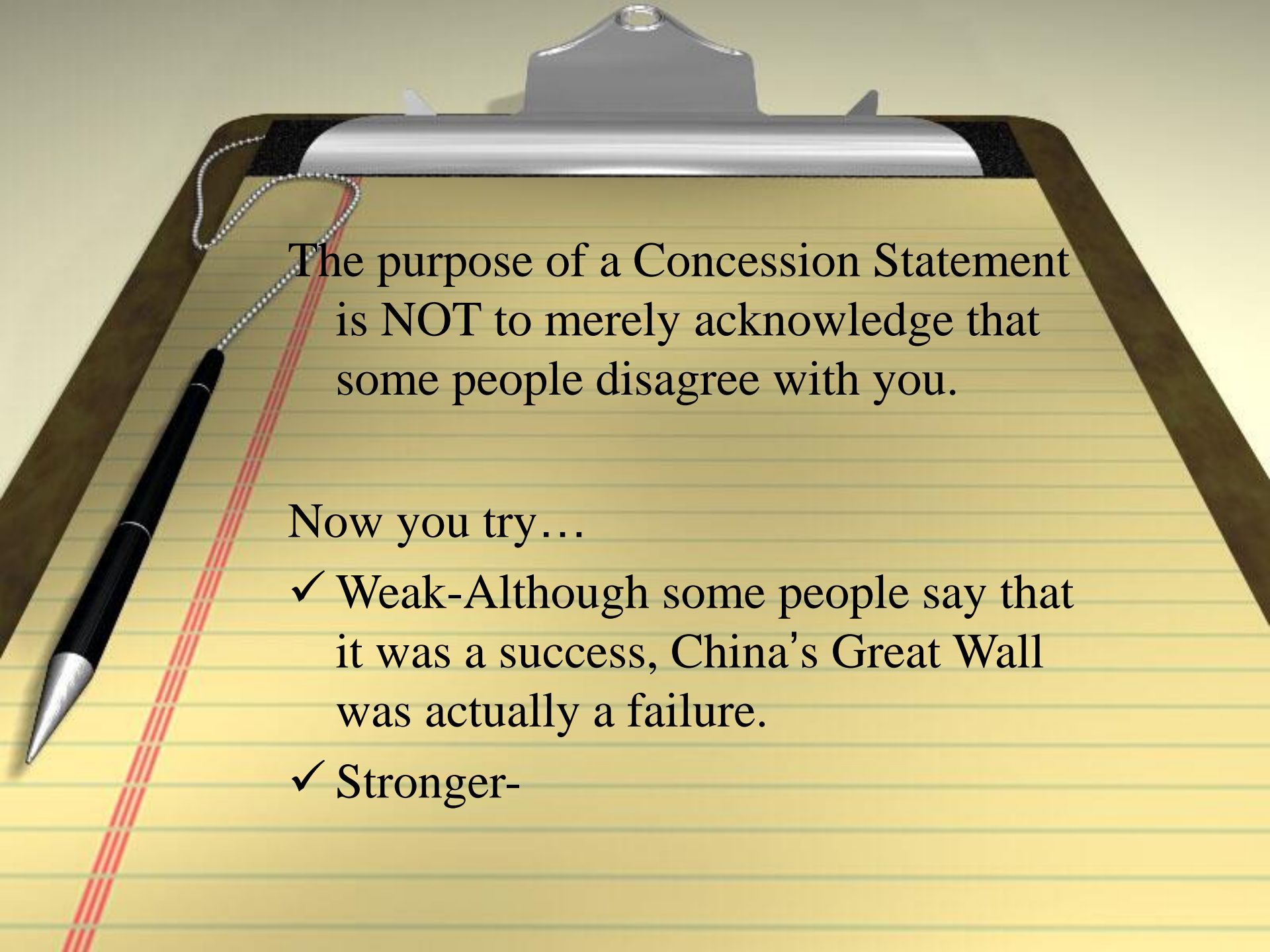
**Weak-**Although some may disagree, the Roman Empire was history's most advanced civilization.

**Stronger-**Although many civilizations were advanced, the Roman Empire was history's most advanced civilization.

**Weak-**Although many people could be considered to most display Renaissance characteristics, da Vinci actually did so the most.

**Stronger-**Although many artists displayed Renaissance characteristics, da Vinci did so to the greatest extent.





The purpose of a Concession Statement is NOT to merely acknowledge that some people disagree with you.

Now you try...

- ✓ Weak-Although some people say that it was a success, China's Great Wall was actually a failure.
- ✓ Stronger-

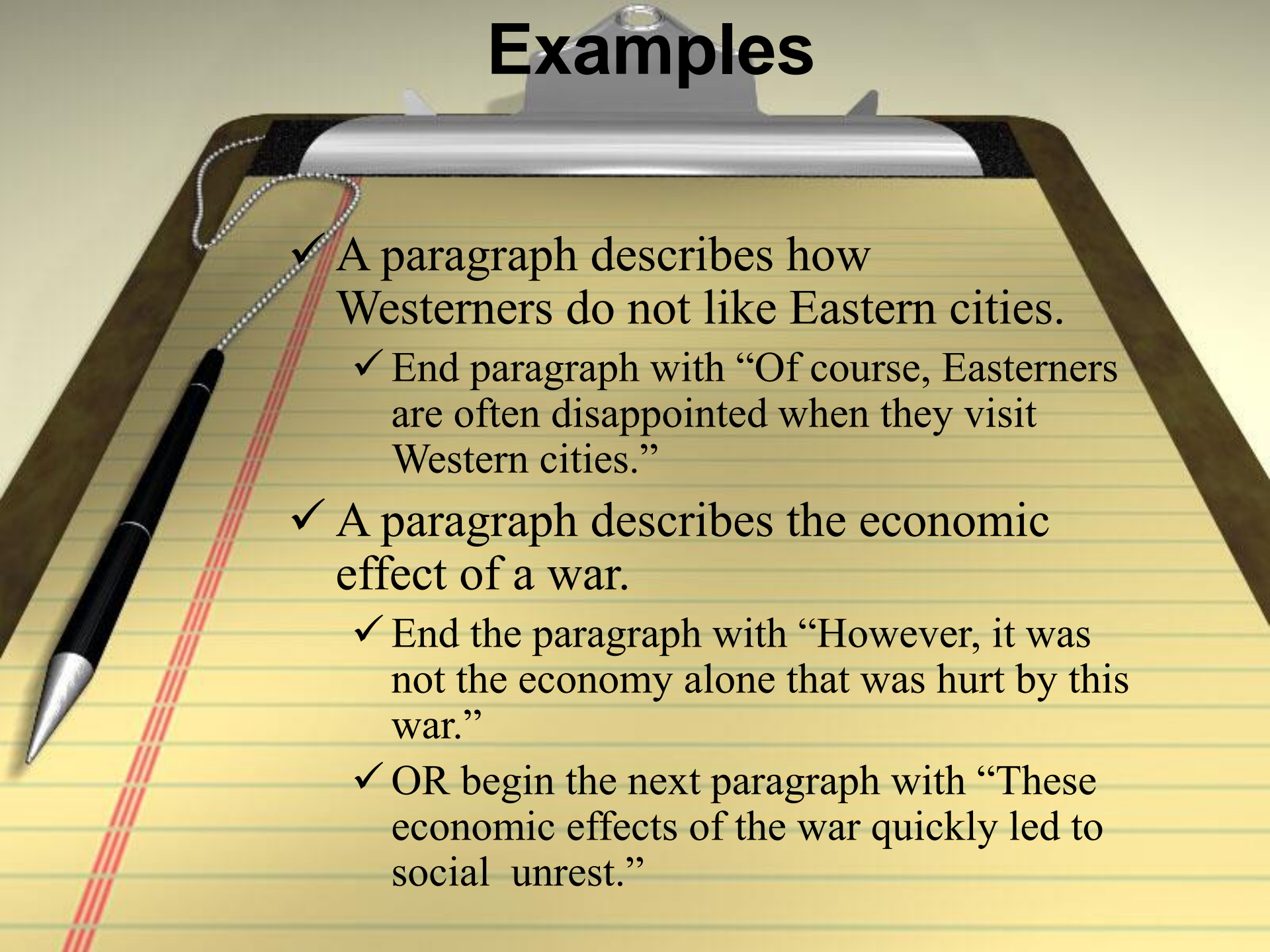
# Transitions: First Things First

- ✓ To have strong transitions, your organization must be strong
  - ✓ Transitions help to clarify your organization; they cannot substitute for good organization
  - ✓ You need to organize + sequence your ideas so that the paragraphs logically flow from one to the next
- ✓ *Determine the relationship* between the ideas in one paragraph and those in the next. Then use transition words that *highlight* that relationship.

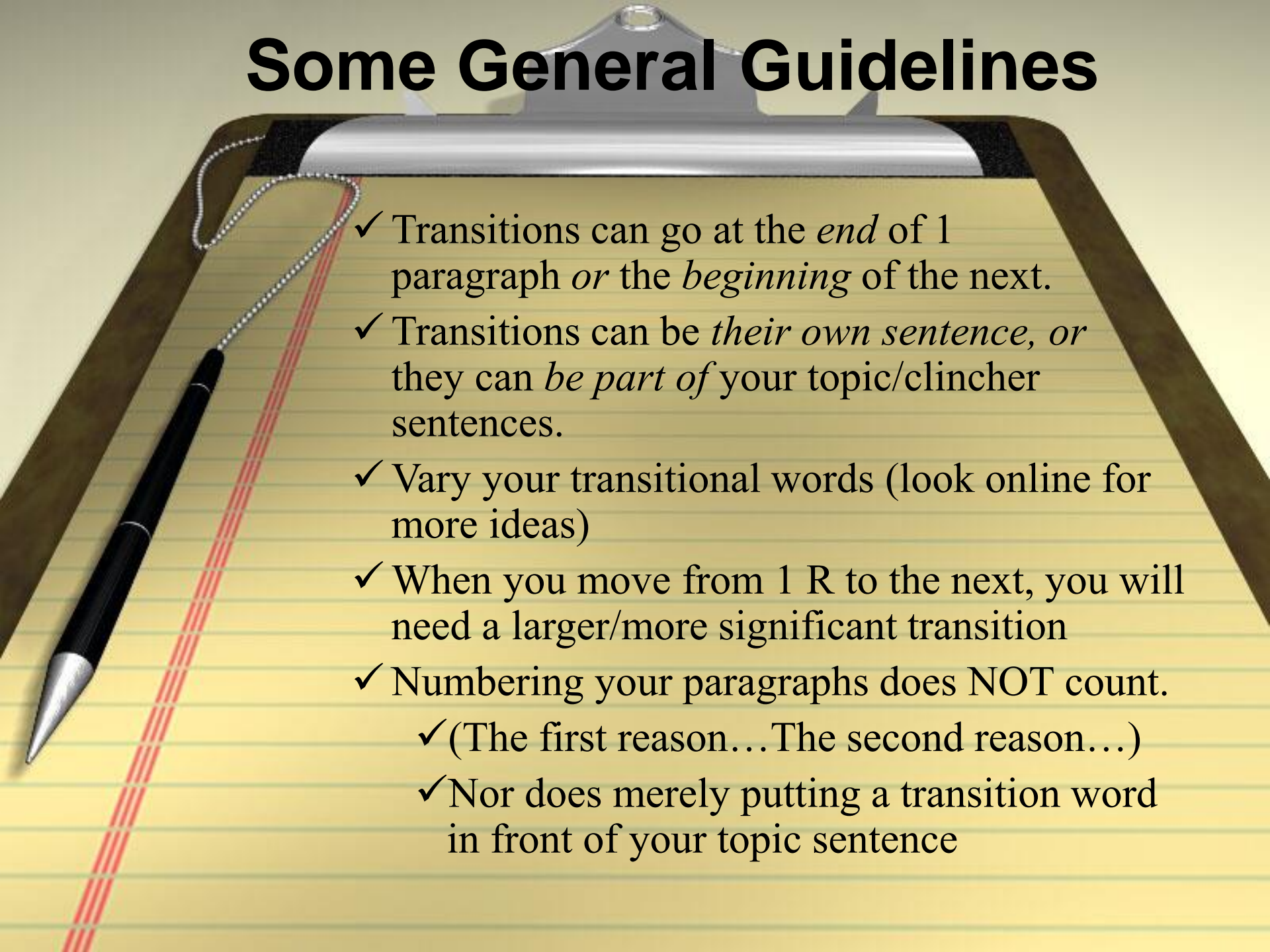
# Possible Relationships

- ✓ **to show time** - two years later, afterward, subsequently...
- ✓ **to clarify cause and effect** - as a result, consequently, accordingly...
- ✓ **to introduce examples** - for instance, as an illustration, as can be seen by...
- ✓ **to add more information** - in addition, equally important, furthermore...
- ✓ **to contrast information-** conversely, even though, nonetheless...
- ✓ **to compare** - much like, likewise, in the same way...

# Examples

- 
- ✓ A paragraph describes how Westerners do not like Eastern cities.
    - ✓ End paragraph with “Of course, Easterners are often disappointed when they visit Western cities.”
  - ✓ A paragraph describes the economic effect of a war.
    - ✓ End the paragraph with “However, it was not the economy alone that was hurt by this war.”
    - ✓ OR begin the next paragraph with “These economic effects of the war quickly led to social unrest.”

# Some General Guidelines

- 
- ✓ Transitions can go at the *end* of 1 paragraph *or* the *beginning* of the next.
  - ✓ Transitions can be *their own sentence*, *or* they can *be part of* your topic/clincher sentences.
  - ✓ Vary your transitional words (look online for more ideas)
  - ✓ When you move from 1 R to the next, you will need a larger/more significant transition
  - ✓ Numbering your paragraphs does NOT count.
    - ✓ (The first reason...The second reason...)
    - ✓ Nor does merely putting a transition word in front of your topic sentence